



**MINISTRY OF
FOREIGN AFFAIRS
OF DENMARK**
Danida



Youth Participation Assessment Index

The methodology has been designed with support of the UNDP Project “Civil Society for Enhanced Democracy and Human Rights in Ukraine” at the request of the Ministry of Youth and Sports of Ukraine

Authored by Vitalii Rudenkyi

Why is measuring youth participation important?

Youth participation is an important indicator of the democratic development of the Ukrainian society.

One of the priority tasks of Ukraine's youth policy is to upscale the level of youth participation in public life, which is formalised in a number of legal documents that will determine the youth sphere development for the upcoming years:

- Youth Policy Strategy in Ukraine until 2030;
- Concept of the "Youth of Ukraine" State Target Programme for 2021 to 2025;
- Draft Law of Ukraine "On the Main Principles of Youth Policy in Ukraine".

Promoting the youth participation in public life is regulated by:

- The Revised European Charter on the Participation of Young People in Local and Regional Life;
- The action plan for the implementation of the Association Agreement between the European Union and the European Atomic Energy Community and their Member States, of the one part, and Ukraine, of the other part;
- The Youth 2030: The United Nations Youth Strategy;
- The Youth Sector Strategy 2030 of the Council of Europe;
- The Sustainable Development Goals of Ukraine for the period till 2030;
- The Concept of the civic education development in Ukraine.

Societies and their governments are unwilling to pay for services when their impacts cannot be measured, that is why effective youth policies provide evidence-based approaches and are based on periodic collection of data regarding levels and dynamics of youth participation, and their interpretation.


The main advantages of the Index methodology

It is a convenient tool for evaluation of the youth participation level, which:

Enables organisations and professionals that implement youth policies to effectively shape local and national policies. The Index outputs make it possible to provide an inclusive and targeted approach to work with various groups of young people.

It enables the public at large to quickly and clearly interpret the level and dynamics of youth participation in certain areas, both at the national level and in individual communities.

It is based on an objective evidence base. The methodology of the Index envisaged use of annual sociological surveys. The source of data used in the Index preparation was the study "Youth of Ukraine - 2018", with the sample of N=2,000.



Youth Participation
Assessment Index

3



Why is the Index important?

For the state sector, it makes it possible to identify priority areas for national and regional youth policies aimed at increasing youth participation, in particular, nation-wide and Oblast target programs, and to ensure effective planning of activities for the implementation of youth programs. It helps advocate and rationalise the need for investments in the youth policy. The Index outputs are understandable both for professionals in the sphere of youth and to people who are not concerned in it. The evidence base is a prerequisite for raising the necessary resources and using a strategic approach to the youth sphere development.

For international, private and public organisations, the Index makes it possible to determine the level of youth participation in the communities where youth projects and programmes are planned to be implemented, as well as to measure the impact and effectiveness of specific initiatives.

For youth centres, organisations and professionals, the tool will be useful in more effective planning of youth initiatives and activities in accordance with their needs and attitudes; and in the definition of work formats for different target groups.

For researchers, Індекс дає змогу використовувати щорічні наявні соціологічні опитування. the Index will make it possible to use the available annual opinion polls. Youth participation is an important way to monitor the movement of Ukrainian society from post-totalitarian to democratic practices.

The Index methodology envisages the following algorithm of actions

- 1 Select questions for the sociological survey (Appendix 1)
- 2 Conduct the survey
- 3 Digitize the answers
- 4 Carry out a principal component analysis (RCA)
- 5 Discard all but the first two
- 6 Project the data to the first two main components
- 7 Scale the value of the first component in the range [0,100]
- 8 Build a distribution. Find the mean value and clusters



Index Methodology



Participation components



4

To estimate the Index is taken questionnaire with 24 questions (Annex 1), which form four almost homogeneous groups (clusters):


3

- 1 Self-organization
- 2 Political participation
- 3 Personal agency
- 4 Mobility

2

1

Participation components used in the Index methodology



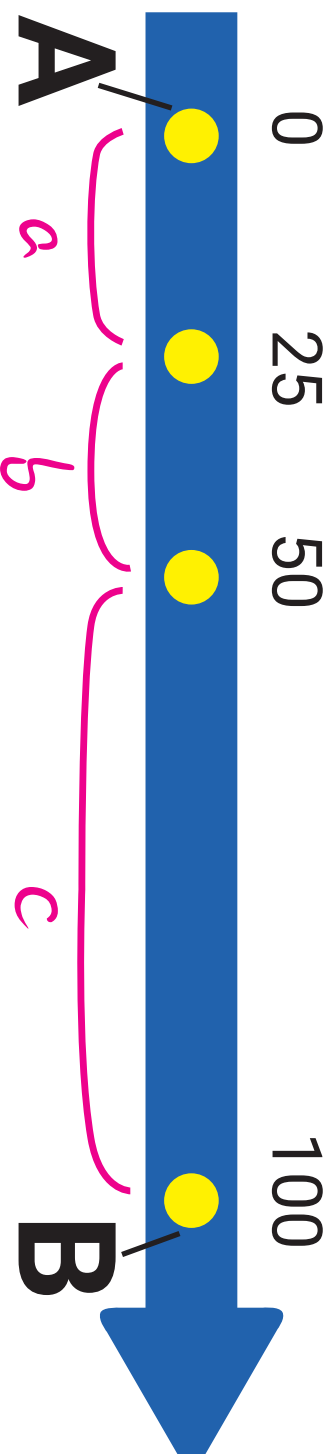
Self-organisation: online petitions, rallies, refusal to consume for political or environmental reasons, debates with politicians, participation in activities of political parties, political activity on social networks.

Political participation: consumption of political news, participation in elections at various levels.

Organisational participation: activities in public organisations, participation in youth public organisations, participation in youth advisory bodies, volunteering, youth centres.

Mobility: mobility within the Oblast, within the country, international mobility, migration sentiments.

Stages of participation that the Index determines



The Index acquires values within the range from zero to 100 and measures a young person's passage through a series of stages, from ignorance and denial to participation to regular participation.

A: complete refusal from any participation

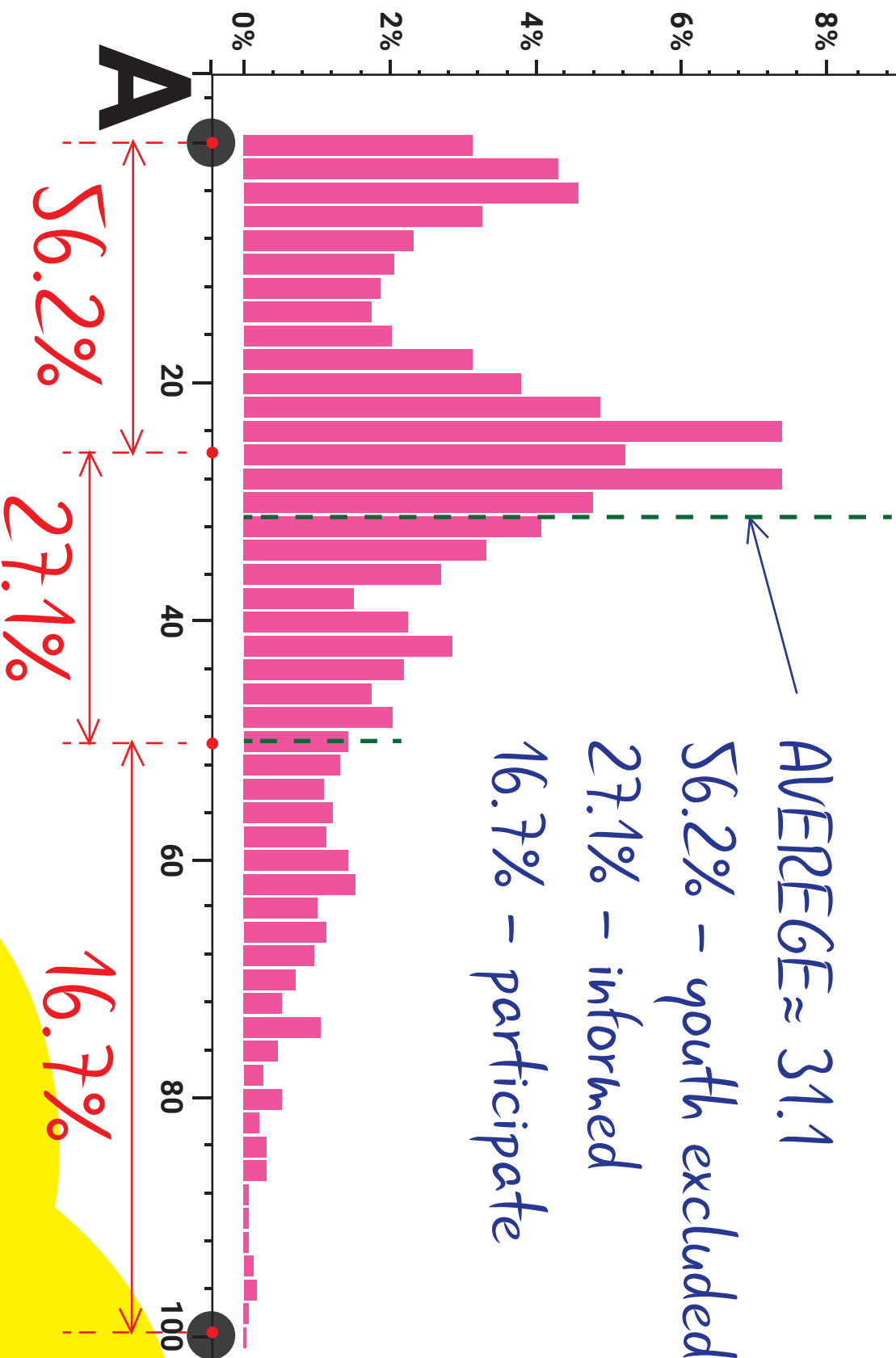
B: full participation in all activities envisaged by the Index

0-25: refusal to participate, or being unaware of participation opportunities

25-50: Awareness of participation opportunities, but no approved decision on participation yet

50-100: participation in at least one of the activities envisaged by the Index

Youth distribution by groups



AVERAGE \approx 31.1

56.2% - youth excluded

27.1% - informed

16.7% - participate

Index results

На основі соціологічного дослідження «Полодь України — 2018»

31.1

— average

56.2%

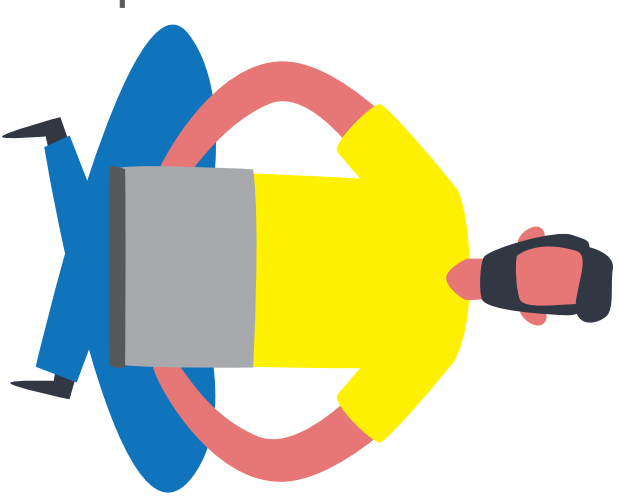
— excluded youth

27.1%

— young people are informed about the opportunities but hesitate

16.7%


— young people participate in something to some or other extent



Youth Participation
Assessment Index

11

Index capabilities



- The suggested index also enables an inclusive and targeted approach to dealing with various youth groups. Those unaware and mobile need facilitated participation forms and elimination of participation barriers (it could be informal environments, educational programmes, and lectures delivered by opinion leaders, capable managers and well-known figures), and involved young persons need development of sustainable and quality institutional participation forms (such as youth centres, scout units, quality tools to influence government decision-making, etc.).
- Methodology enables to evaluate youth participation in terms of cities, ATC, regions, macro-regions, types of settlements, gender, age, education, family income, etc.

Correlation with other surveys



The results obtained correlate with the findings presented in Ronald Inglehart's World Values Survey. The participation index has high correlation with self-expression values (post-materialist values). It explains, inter alia, why signing of petitions and participation in street actions has such a great weight, hence a strong impact on the final index value. It explains also why participation in institutional forms has a lower impact.




Annex 1: Questionnaire

- How much are you interested in the political processes going on in Ukraine?
 - Have you taken part in elections (presidential, parliamentary, local) during the recent five years?
 - Elections of the President of Ukraine
 - Elections to the Verkhovna Rada of Ukraine
 - Elections to local self-governance bodies
 - Elections of a city/town/village mayor
 - Are you a political party member?
 - Signing of political demands / support of on-line petitions
 - Participation in peaceful demonstrations/rallies
 - Participation in protest/disobedience actions
 - Participation in volunteering or in a non-governmental organization's work (in the political goals context)
 - Working in a political party or group
- Stopped buying goods for political or environmental reasons
 - Participation in political activities in the Internet/social media
 - Participation in debates with politicians
 - Activities of which organizations have you taken part in?
 - Do you know about existence of children's and youth non-governmental organizations in Ukraine and their activities?
 - Have you ever engaged in volunteering?
 - Do you know about existence of youth consulting and advisory bodies in Ukraine and about their activities?
 - Are you aware of existence of a youth centre in your community?
 - Do you want to move from your community?
 - Have you been to any other community (communities) in the same oblast?
 - Have you been to other oblast(s)?
 - Have you been to other countries?

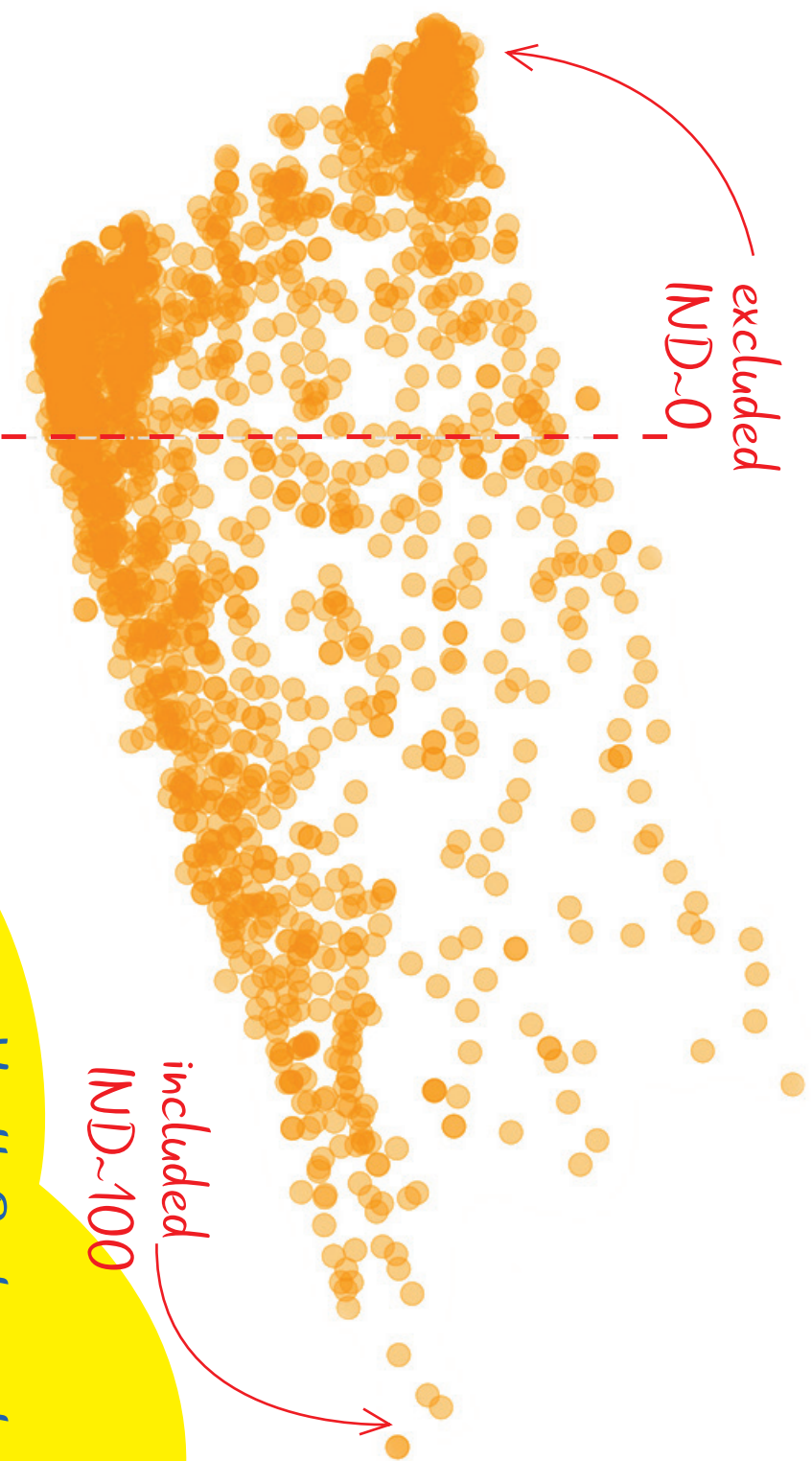
Annex 2: Algorithm to determine the Index

- 1 Select questions
- 2 Conduct the survey
- 3 Digitize the answers
- 4 Carry out a principal component analysis (RCA)
- 5 Discard all but the first two
- 6 Project the data to the first two main components
- 7 Scale the value of the first component in the range [0,100]
- 8 Build a distribution. Find the mean value and clusters



Annex 3

Mathematical calculation of the index was based on the principal component analysis. The index is centred on an interval from zero to one hundred. The zero pole means that the respondent does not know about the opportunity of participating in any of the activities listed or deliberately refuses to participate in all the activities listed. Accordingly, a half of the scale accounts for those who haven't made their decision to participate. The farther from 50 to 100 the greater number of activities that the respondent participates in, and the more sustainable and systemic his/her participation is.



PC1 PARTICIPATION INDEX

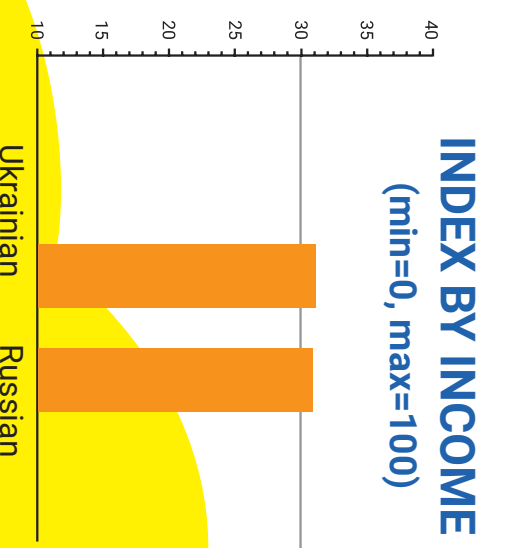
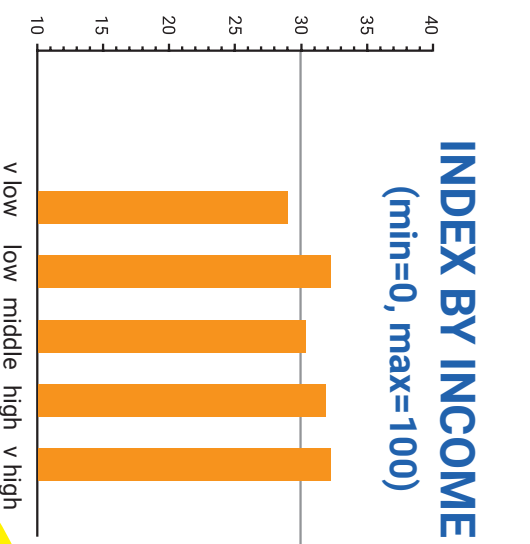
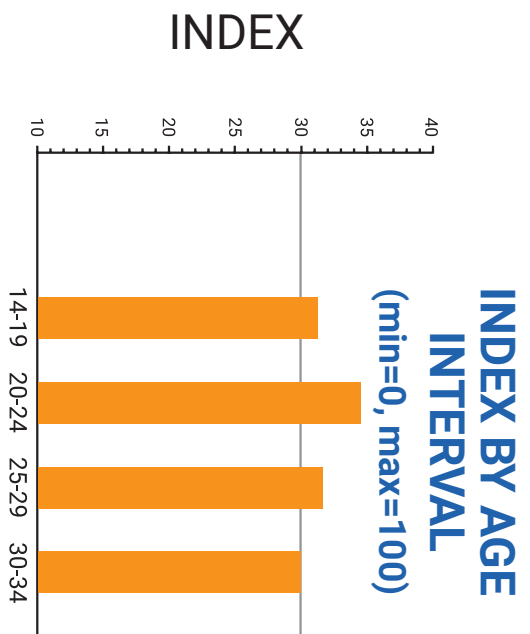
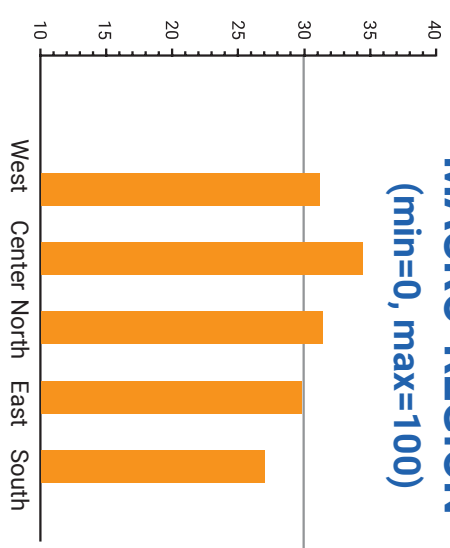
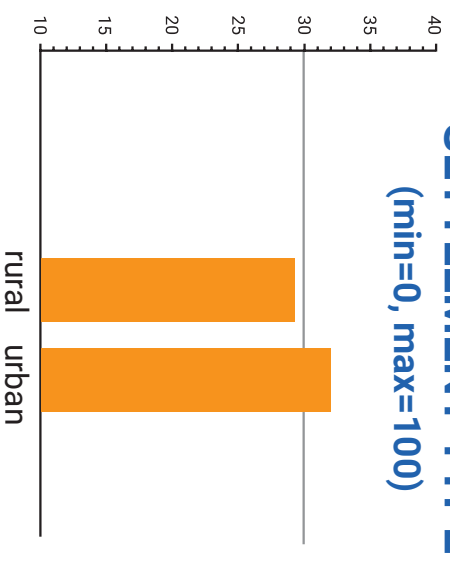
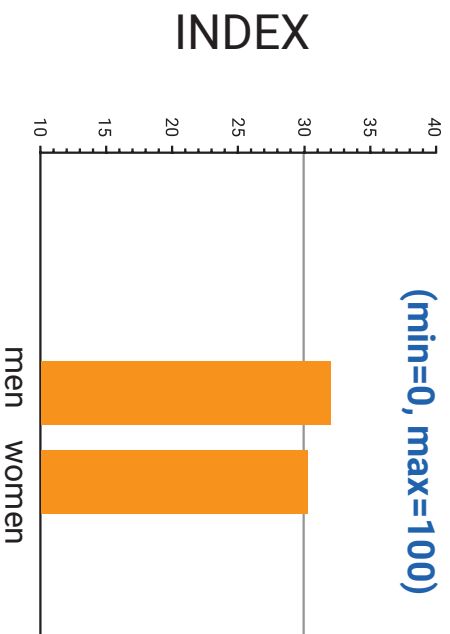
Youth Participation
Assessment Index

16

Appendix 4. Impact of the questionnaire questions



Annex 5: Youth distribution by index



Thank you for attention!

For additional information contact with Youth Policy Department
Ministry Youth and Sports of Ukraine.

Head of Youth Policy Department **Iryna Belyaeva**
belyaeva2007@gmail.com

